



MPC USER GUIDE

HOW TO ACCESS YOUR SAMED COMPLIANCE
REPORT AS A COMPLIANCE OFFICERS



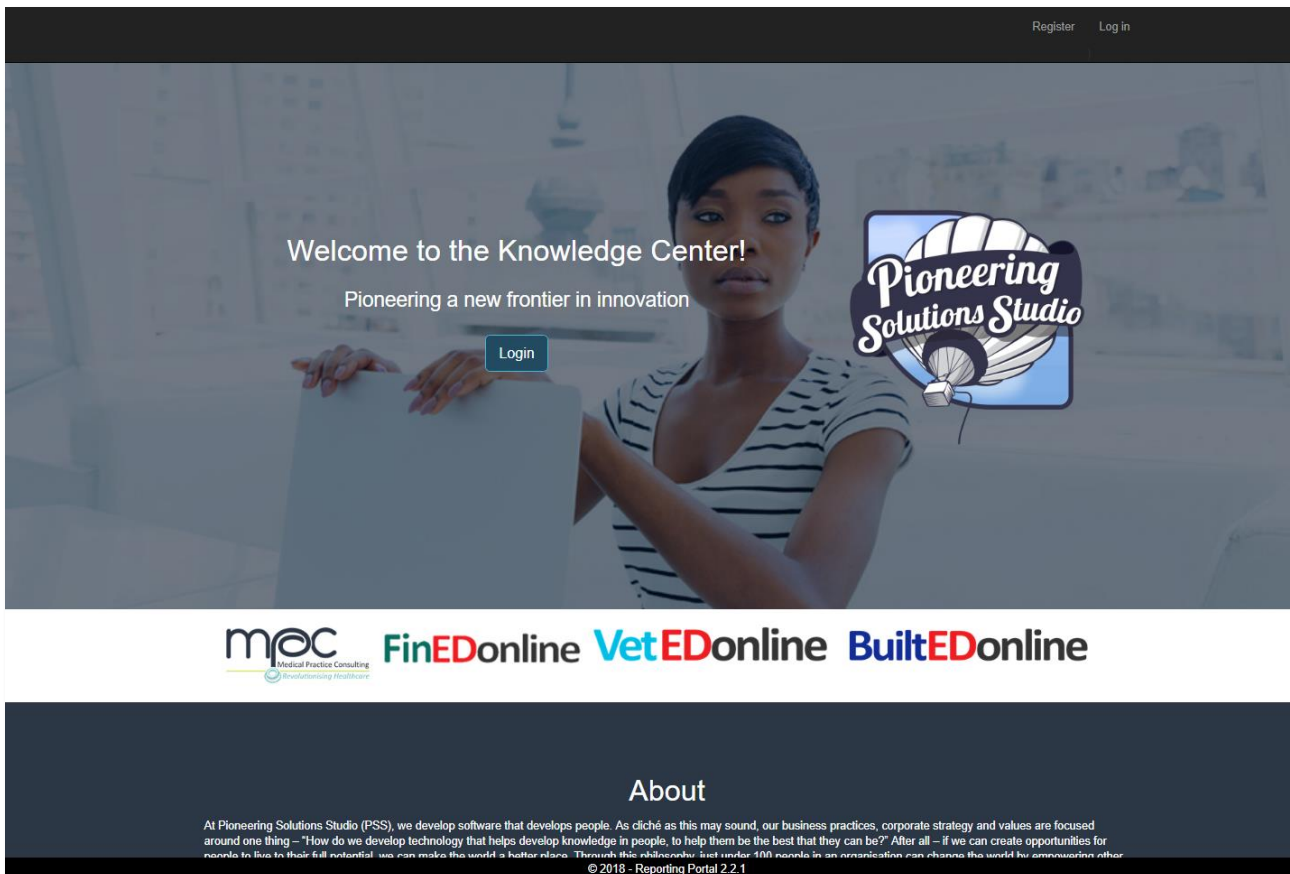
CONTENTS

STEP 1: VISIT THE MPC DATA WAREHOUSE	2
STEP 2: REGISTER AN ACCOUNT	2
STEP 3: VERIFY EMAIL ADDRESS AND INFORM MPC ON SUCCESSFUL REGISTRATION	3
STEP 4: LOGIN TO THE MPC DATA WAREHOUSE	3
STEP 5: ACCESS YOUR COMPANY COMPLIANCE REPORT	4
SUPPORT QUERIES	8

STEP 1: Visit the MPC data warehouse

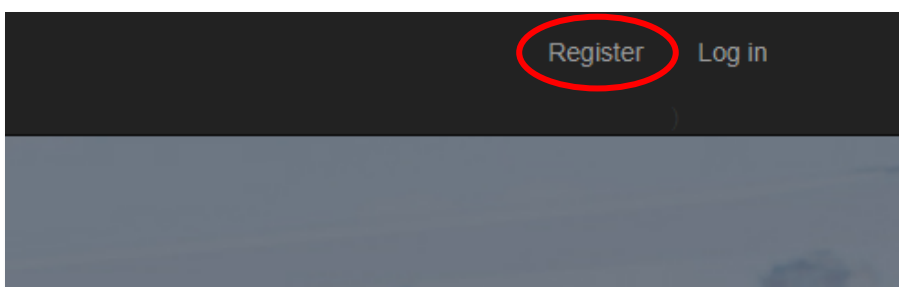
As a SAMED member Compliance Officers (or nominated equivalent individual), you are able access the report of your company's member compliance with the Medical Device Code of Ethical Marketing & Business Practice on the Medical Practice Consulting (MPC) Data Warehouse.

You can access your report on the MPC data warehouse with the URL link (bigdata.mpconsulting.co.za) provided to you via email from MPC.



STEP 2: Register an account

Once you have accessed the MPC Data Warehouse, **click** on the **Register** button on the top right of navigation bar.



Complete the required information and **click** on the **Register** button to register your account.

Register. Log in

Register. Create a new account.

Email

Password

Confirm password

Register

STEP 3: Verify email address and inform MPC on successful registration

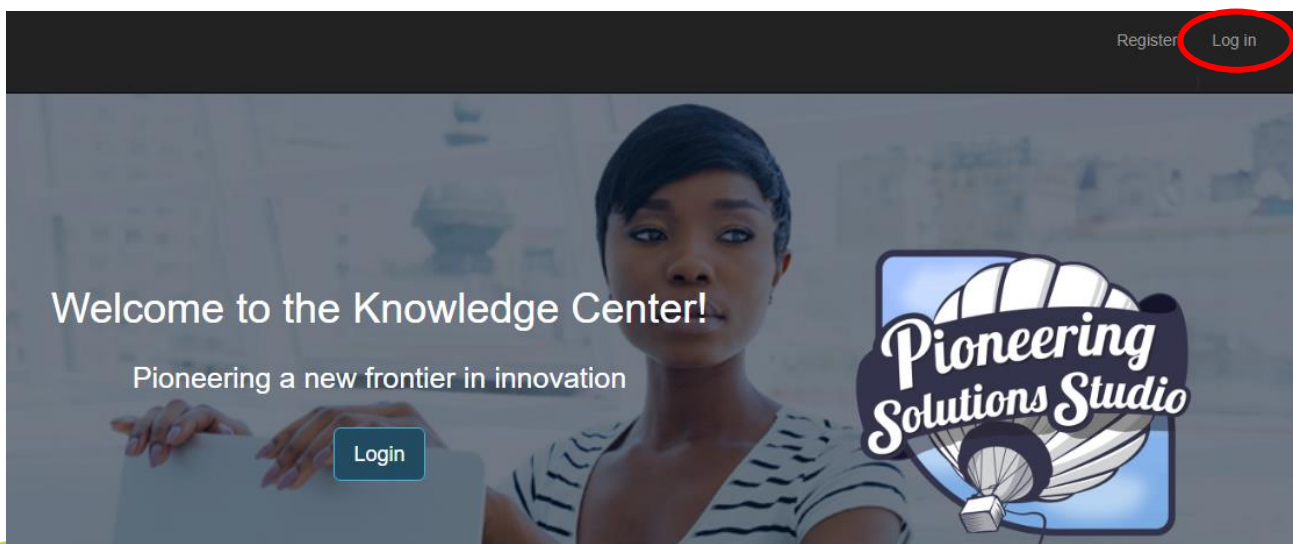
You will receive a system email prompting you to verify the email address that you have used to register your account.

Once you have successfully verified your email address, you need to inform MPC on your successful registration.

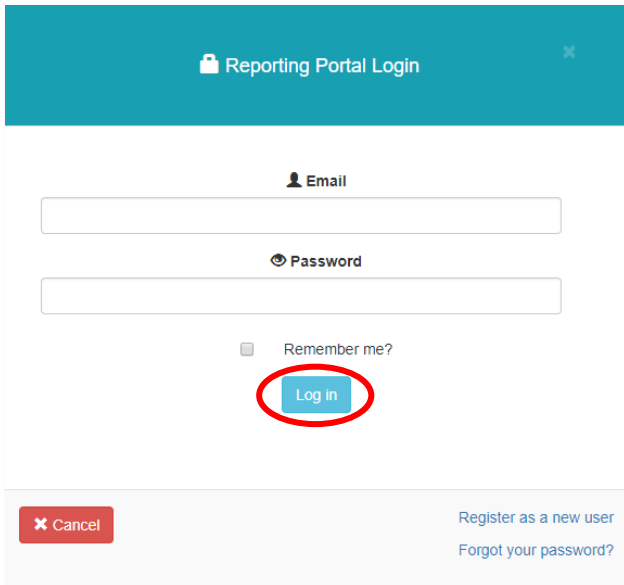
MPC will grant you with access to your company's compliance report on the MPC Data Warehouse.

STEP 4: Login to the MPC Data Warehouse

Once MPC informed you that you have received access to your company's compliance report, you can visit the MPC Data Warehouse (bigdata.mpconsulting.co.za) and login with the details used in Step 2.



Enter your email address and password (used in Step 2) and **click** on the **Log in** button.



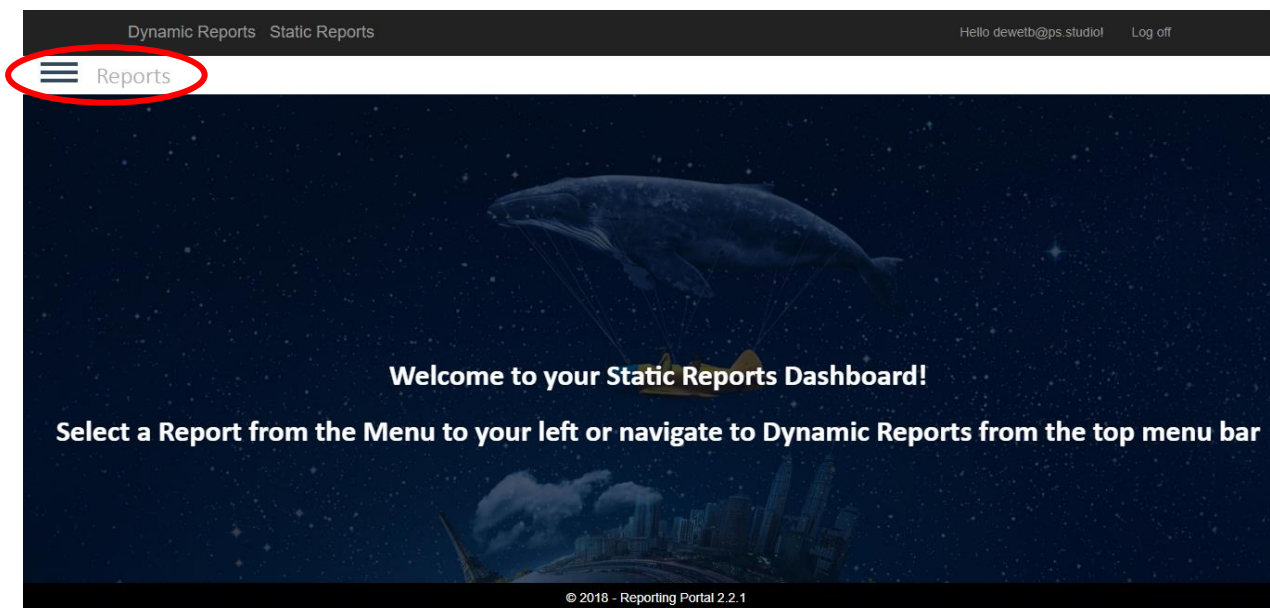
The image shows a login form titled "Reporting Portal Login". It has a teal header with a lock icon and a close button. Below the header are two input fields: "Email" and "Password". There is a "Remember me?" checkbox. A blue "Log in" button is circled in red. At the bottom left is a red "Cancel" button. At the bottom right are links for "Register as a new user" and "Forgot your password?".

STEP 5: Access your Company Compliance Report

Once you have logged in to your account, you will be able to access your company's member compliance report with the Medical Device Code of Ethical Marketing & Business Practice.

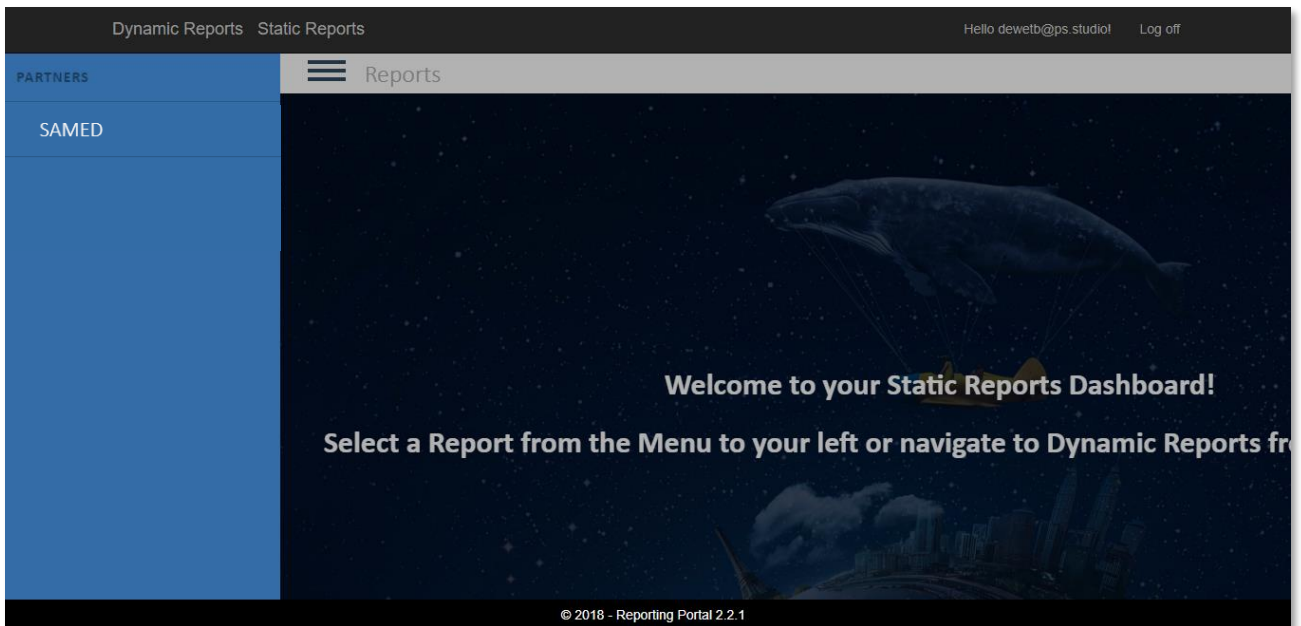
To access your company's compliance report:

1. **Click** the **Reports** icon in the top left corner of the page below the navigation bar.

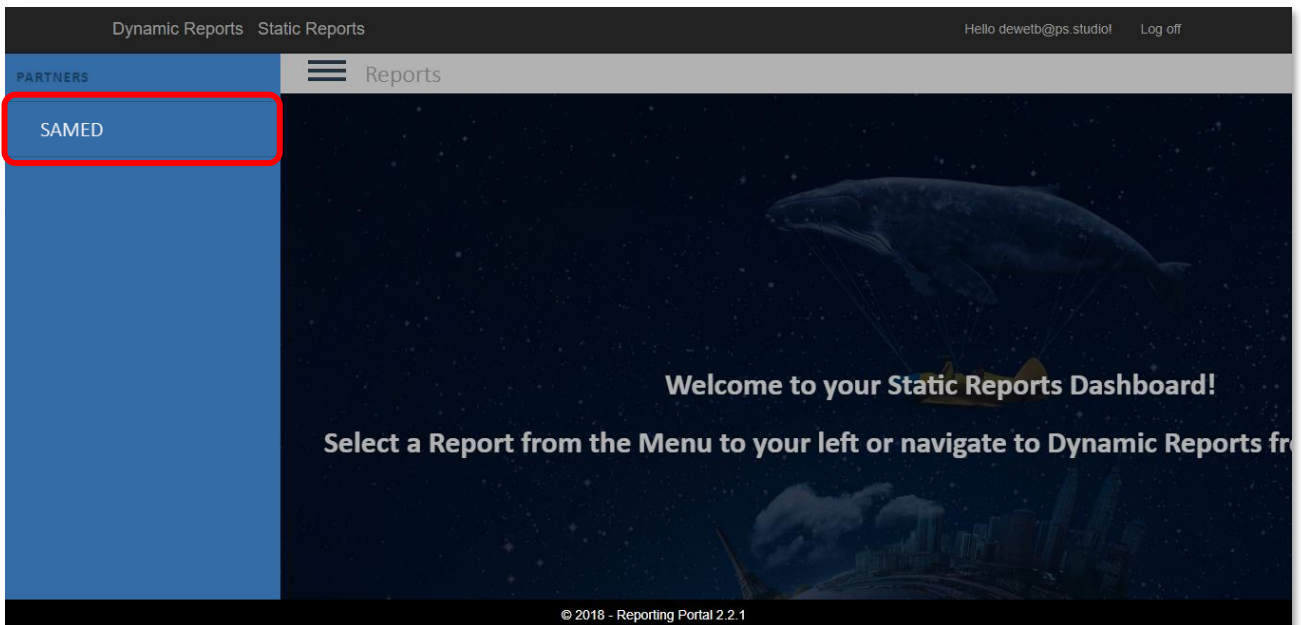


This will display all the available reports on the side navigation

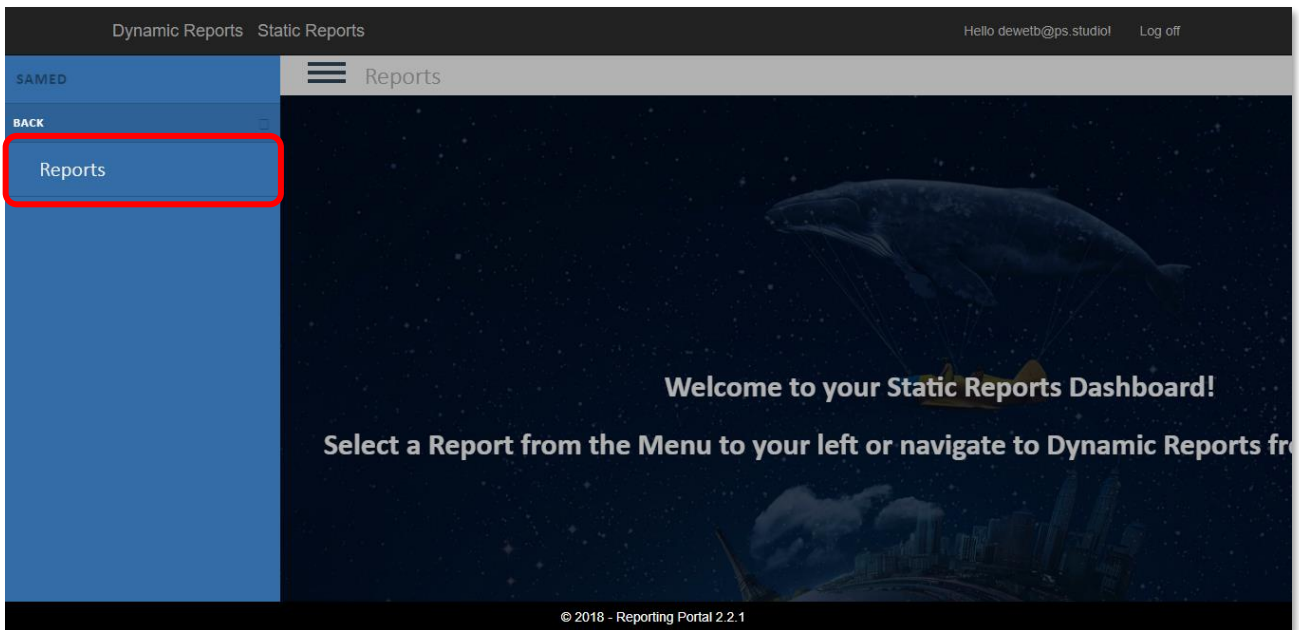
This will display all project reports available to your company on the side bar.



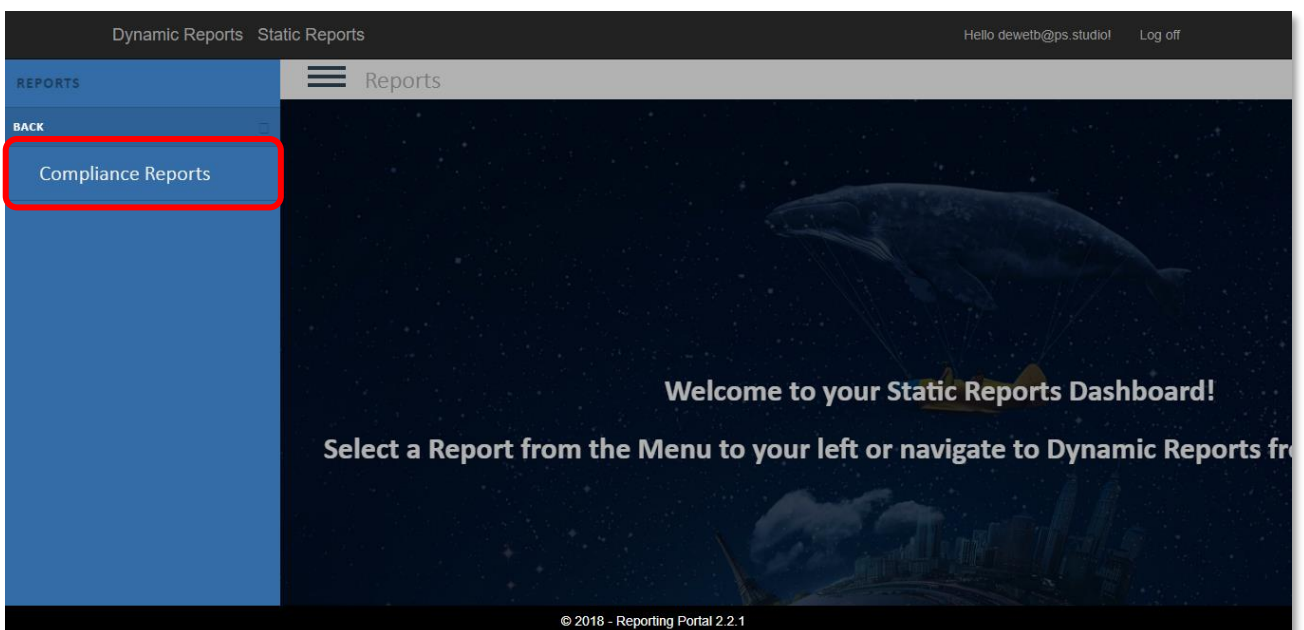
2. **Click** on the **SAMED** tab on the side bar to open up the SAMED project specific reports.



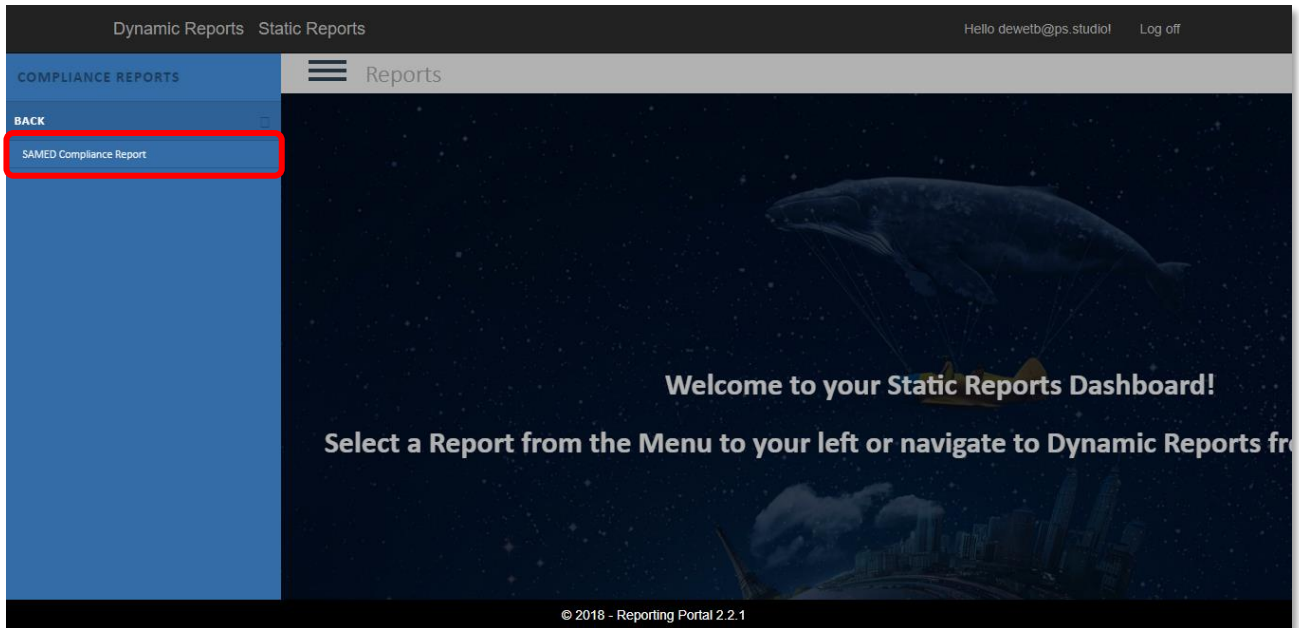
3. **Click** on the **Reports** tab in the side bar to open all available reports for your company.



4. **Click** on the **Compliance Reports** tab in the side bar to select the type of report.



5. Click on the **SAMED Compliance Report** tab in the side bar to open your SAMED Compliance Report.



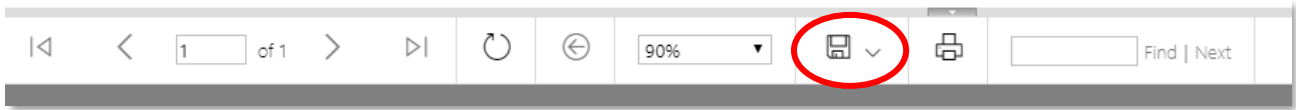
Your company's SAMED Compliance Report will be displayed.

Please note that the content displayed in the below image is only used for reference purposes.

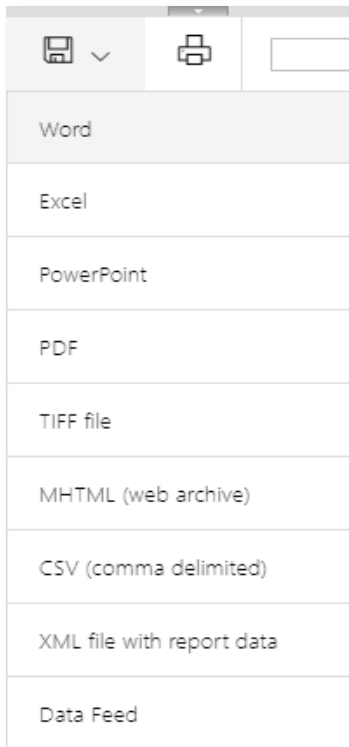
The screenshot shows the 'SAMED Compliance Report' table within the same interface as the previous image. The table has columns for Rep Title, Rep Surname, Rep Name, Profession, Speciality, Course, Course Pass Rate, Percentage Achieved, Attempts, Completed, Passed, Failed, and Course Sta. The data is as follows:

Rep Title	Rep Surname	Rep Name	Profession	Speciality	Course	Course Pass Rate	Percentage Achieved	Attempts	Completed	Passed	Failed	Course Sta
Dr	Botha	Jacques	Medical Practitioner	General Practitioner	Medical Device Code of Ethical Marketing & Business Practice On-Line Certification Test	80	-	1	0	0	0	2018-03-26
Mr	Milar	Rob Milar	Medical Representative	Medical Technology	Medical Device Code of Ethical Marketing & Business Practice On-Line Certification Test	80	74.76	1	1	0	1	2018-06-05
Mr	Milar	Rob Milar	Medical Representative	Medical Technology	Medical Device Code of Ethical Marketing & Business Practice On-Line Certification Test	80	-	1	0	0	0	2018-06-05
Mr	Milar	Rob Milar	Medical Representative	Medical Technology	Medical Device Code of Ethical Marketing & Business Practice On-Line Certification Test	80	-	1	0	0	0	2018-06-05
Mr	h	W	Medical Representative	Medical Technology	Medical Device Code of Ethical Marketing & Business Practice On-Line Certification Test	80	68.93	1	1	0	1	2018-06-05
Mr	h	W	Medical Representative	Medical Technology	Medical Device Code of Ethical Marketing & Business Practice On-Line Certification Test	80	-	1	0	0	0	2018-06-05
Mr	h	W	Medical Representative	Medical Technology	Medical Device Code of Ethical Marketing & Business Practice On-Line Certification Test	80	-	1	0	0	0	2018-06-05
Ms	Wood	Sada	Medical Representative	Medical Technology	Medical Device Code of Ethical Marketing & Business Practice On-Line Certification Test	80	-	1	0	0	0	2018-06-06
Ms	vogt	Tanya	Medical Representative	Other	Medical Device Code of Ethical Marketing & Business Practice On-Line Certification Test	80	98.06	1	1	1	0	2018-06-11
								9	3	1	2	

The SAMED Compliance Report can be saved or downloaded from the MPC Data Warehouse onto your PC or device by **clicking** on the **Save** icon on the report navigation bar.



You can **select** the **format** in which you want to download the report from the drop-down list.



Support Queries

As a SAMED Member Company Compliance Officer, you can submit all your queries regarding the MPC Platform and Data Warehouse directly to a dedicated SAMED Certificate Support Portal. Our Support Team will manage all requests received and offer the necessary support and guidance.

Submit all requests or queries to: samedsupport@ps.studio

Alternatively, you are welcome to contact our support team via telephone at 012 111 7001.